

## Appendix 2

### Foundation Trust Membership – position as at October 2021

#### Who can become a member of our Foundation Trust?

##### Eligibility

Details are laid out in our constitution which is available [here](#).

In general people and those accessing our services as a patient or carer are invited to become a member of the Trust, either by completing a form at an event, or via the [online membership form](#)

**Public membership:** Our public membership is divided into six sub-constituencies which cover Keighley, Shipley, Bradford East, Bradford South, Bradford West and 'Rest of England and Wales'. With the exception of our staff, if a person lives in one of the above areas (as determined by their postcode) then you can join as a public member of the relevant constituency.

**Patient (Out of Bradford) membership:** Patients, or the carers of patients, who live outside of our Bradford district can join our Patient membership constituency.

**Staff membership:** Our staff membership constituency is divided into four groups. These cover Nursing and Midwifery, Medical and Dental, Allied Health Professionals and Scientists (AHP&S), and 'All our other Staff Groups' (comprising administration and clerical staff, estates and facilities staff and some members of staff who provide additional clinical services). All eligible staff are automatically members of the foundation trust.

#### How many staff members do we have?

Staff membership constituency breakdown	FT members	Total eligible staff population	Membership as % of total eligible staff population
Allied Health Professionals and Scientists	756	756	100
Nursing and Midwifery	1,626	1,626	100
Medical and Dental	837	837	100
All Other Staff Groups	2,508	2,508	100
<b>Total Staff Membership</b>	<b>5,727</b>	<b>5,727</b>	<b>100</b>



## How many public and patient members do we have?

	Public members	% of Membership	Base	% of Area
Bradford East	8,539	24.42	118,931	22.06
Bradford South	8,177	23.38	106,064	19.67
Bradford West	8,674	24.80	119,432	22.15
Keighley	2,893	8.27	98,165	18.21
Shipley	6,434	18.40	96,621	17.92
Out of Trust Area	255	0.73	0	0.00
<b>Total</b>	<b>34,972</b>	<b>100.00</b>	<b>539,213</b>	<b>100.00</b>
























<b>Patient members</b>	<b>6,141</b>
------------------------	--------------

<b>Total Public and Patient members</b>	<b>41,113</b>
-----------------------------------------	---------------

Breakdown of membership by Bradford Metropolitan District Council Public Wards – total 34,717			
Baildon	1,381	Keighley East	523
Bingley	868	Keighley West	467
Bingley Rural	1,388	Little Horton	1,377
Bolton and Undercliffe	1,388	Manningham	1,496
Bowling and Barkerend	1,465	Queensbury	1,184
Bradford Moor	1,525	Royds	1,493
City	1,219	Shipley	1,201
Clayton and Fairweather Green	1,402	Thornton and Allerton	1,515
Craven	445	Toller	1,611
Eccleshill	1,512	Tong	1,501
Great Horton	1,359	Wharfedale	214
Heaton	1,414	Wibsey	1,280
Idle and Thackley	1,289	Windhill and Wrose	1,382
Ilkley	365	Worth Valley	614
Keighley Central	479	Wyke	1,360

Public Membership Profile information as at October 2021						
	Public	% of Membership	Base	% of Area	Index	under/over subscribed
<b>Age NHSI</b>	<b>34,972</b>	<b>100.00</b>	<b>542,806</b>	<b>100.00</b>		
0-16	0	0.00	135,248	24.92	0	
17-21	10	0.03	33,839	6.23	0	
22+	34,382	98.31	373,719	68.85	143	
Not stated	580	1.66	0	0.00	0	
<b>Age</b>	<b>34,382</b>	<b>98.31</b>	<b>373,719</b>	<b>68.85</b>		
22-29	1,290	3.69	52,210	9.62	38	

Public Membership Profile information as at October 2021						
	Public	% of Membership	Base	% of Area	Index	under/over subscribed
30-39	6,041	17.27	73,181	13.48	128	
40-49	5,559	15.90	69,460	12.80	124	
50-59	7,187	20.55	66,584	12.27	168	
60-74	10,014	28.63	75,552	13.92	206	
75+	4,291	12.27	36,732	6.77	181	
<b>Gender</b>	<b>34,972</b>	<b>100.00</b>	<b>542,806</b>	<b>100.00</b>		
Unspecified	178	0.51	0	0.00	0	
Male	15,745	45.02	267,723	49.32	91	
Female	19,049	54.47	275,083	50.68	107	
Transgender	0	0.00	0	0.00	0	
<b>Ethnicity</b>	<b>34,972</b>	<b>100.00</b>	<b>522,452</b>	<b>100.00</b>		
White - English, Welsh, Scottish, Northern Irish, British	24,428	69.85	333,628	63.86	109	
White - Irish	149	0.43	2,541	0.49	88	
White - Gypsy or Irish Traveller	0	0.00	433	0.08	0	
White - Other	573	1.64	15,715	3.01	54	
Mixed - White and Black Caribbean	10	0.03	4,663	0.89	3	
Mixed - White and Black African	2	0.01	875	0.17	3	
Mixed - White and Asian	11	0.03	5,677	1.09	3	
Mixed - Other Mixed	9	0.03	1,764	0.34	8	
Asian or Asian British - Indian	1,002	2.87	13,555	2.59	110	
Asian or Asian British - Pakistani	6,519	18.64	106,614	20.41	91	
Asian or Asian British - Bangladeshi	1,014	2.90	9,863	1.89	154	
Asian or Asian British - Chinese	2	0.01	2,086	0.40	1	
Asian or Asian British - Other Asian	579	1.66	8,031	1.54	108	
Black or Black British - African	52	0.15	4,993	0.96	16	
Black or Black British - Caribbean	21	0.06	3,581	0.69	9	
Black or Black British - Other Black	15	0.04	693	0.13	32	
Other Ethnic Group - Arab	1	0.00	3,714	0.71	0	
Other Ethnic Group - Any Other Ethnic Group	15	0.04	4,026	0.77	6	
Not stated	570	1.63	0	0.00	0	

Public Membership Profile information as at October 2021						
	Public	% of Membership	Base	% of Area	Index	under/over subscribed
<b>Acorn Socio-Economic Group</b>	<b>34,972</b>	<b>100.00</b>	<b>539,213</b>	<b>100.00</b>		
Lavish Lifestyles [A]	138	0.39	4,771	0.88	45	
Executive Wealth [B]	2,331	6.67	38,050	7.06	94	
Mature Money [C]	2,049	5.86	32,088	5.95	98	
City Sophisticates [D]	13	0.04	492	0.09	41	
Career Climbers [E]	471	1.35	11,741	2.18	62	
Countryside Communities [F]	356	1.02	5,036	0.93	109	
Successful Suburbs [G]	3,956	11.31	56,787	10.53	107	
Steady Neighbourhoods [H]	4,612	13.19	54,756	10.15	130	
Comfortable Seniors [I]	522	1.49	7,586	1.41	106	
Starting Out [J]	1,241	3.55	23,988	4.45	80	
Student Life [K]	130	0.37	10,484	1.94	19	
Modest Means [L]	9,219	26.36	138,354	25.66	103	
Striving Families [M]	2,474	7.07	33,699	6.25	113	
Poorer Pensioners [N]	1,011	2.89	15,305	2.84	102	
Young Hardship [O]	2,180	6.23	38,920	7.22	86	
Struggling Estates [P]	2,276	6.51	34,769	6.45	101	
Difficult Circumstances [Q]	1,810	5.18	27,510	5.10	101	
Not Private Households [R]	183	0.52	4,877	0.90	58	
Not available [NA]	0	0.00	0	0.00	0	
<b>ONS/ Classifications</b>	<b>34,944</b>	<b>99.92</b>	<b>205,794</b>	<b>100.00</b>		
AB	7,440	21.27	34,019	16.53	129	
C1	9,525	27.24	59,454	28.89	94	
C2	7,950	22.73	42,699	20.75	110	
DE	10,029	28.68	69,622	33.83	85	
<b>Total membership</b>	<b>34,944</b>	<b>99.92</b>	<b>205,794</b>	<b>100.00</b>		

## About Acorn Socio-Economic Group

### WHAT IS ACORN?

Acorn is a powerful consumer classification that segments the UK population. By analysing demographic data, social factors, population and consumer behaviour, it provides precise information and an understanding of different types of people.

<https://acorn.caci.co.uk/>

## ONS Classifications

We also have information on 'approximated Social Grade with its six categories A, B, C1, C2, D and E' - these are socio-economic classifications produced by the ONS (UK Office for National

Statistics) by applying an algorithm developed by members of the [MRS Census & Geodemographics Group](#).

It applies to every Household member ('Household Reference Persons' (HRP) aged 16 to 64 and the categories are defined as follows

Social Grade	Description
AB	Higher & intermediate managerial, administrative, professional occupations
C1	Supervisory, clerical & junior managerial, administrative, professional occupations
C2	Skilled manual occupations
DE	Semi-skilled & unskilled manual occupations, Unemployed and lowest grade occupations

## Where is our public and patient data kept?

Our database is provided by CIVICA ENGAGE (formerly Membership Engagement Services (MES) – you can find out more about them here

<https://www.civica.com/en-gb/container---news-insights--events/civica-builds-on-leadership-position-in-engagement-services-with-mes-integration/>

## What analysis can be undertaken of membership data?

The information can be filtered by all the categories included within the joining form and as such can be stratified by age, gender, ethnicity, etc.

There are general files that can be produced providing an overall view of our membership.

These cover:

- General Membership Reporting
- Multi-constituency analysis
- Local population distribution
- Public and patient member type breakdown
- Membership lifestyle summary

### **Can they be stratified by age, gender, clinical experience or interest?**

Yes they can be stratified by these categories. With regard to clinical experience (anyone who has had experience of our services); we can only consider those who respond positively to one of the following three of four questions asked.

Have you ever received treatment provided by our Foundation Trust?

- Yes, in the last 6 months
- Yes, in the last 12 months
- Yes, in the last 18 months
- No

### **How current is our public and patient data?**

Our public and patient data is current. It is regularly 'cleansed' (at least monthly) against other data systems that include national databases covering 'house moves', 'gone aways', and 'registered deaths' (with regard to deaths we also cleanse our data against our own 'deaths in hospital' on a monthly basis).

### **How have we previously used our public and patient data?**

In previous years we have supported teams across the trust who have sought member (public/patient) engagement with regard to activities they are involved in (initially directly with teams and then through the patient and experience/PPI team (such as PLACE activities)). We have also responded to requests from teams where they have requested members to support them over specific activities and have filtered data accordingly. Where we have run specific types of events; e.g. young people's events – then again the information is filtered and those people contacted directly.

October 2021